

Cognitive Psychology

PSY 340, Spring 2017, CRN#22499



INSTRUCTOR: Dr. Michael C. Hout

Email address: mhout@nmsu.edu

Office: Science Hall, 343

Phone: 575.646.1730

Website: www.michaelhout.com

Office hours: By appointment (in person or via Skype)

Classroom: Gerald Thomas Hall, room 190; MWF, 11:30 – 12:20 pm

TEACHING ASSISTANT: Yuliana Zaikman

Email address: yzaikman@nmsu.edu


Office: Science Hall, 263

Office hours: 9:30 – 11:30 am Fridays (and by appointment)


Please review this syllabus and Canvas before you send an email! Most of your questions can be answered using this document.

COURSE MATERIALS:

1) Textbook and Revel Package (required): “Cognition” by Gabriel A. Radvansky and Mark H. Ashcraft (6th Edition). I may also periodically assign research articles or other readings (or podcasts to listen to), all of which will all be posted on Canvas (freely). Note that only the Revel system is required, as it comes with an electronic version of the text. A 3-hole punch version of the text can be purchased for a few extra dollars. Do NOT buy the hardcover version as it is unnecessarily expensive! The whole thing should cost approximately \$80. ISBN: 978-0134104355.



Instructions for joining the Revel course: This course uses a Pearson digital product which contains important assignments and resources used throughout the semester. The required link below is unique to this course. Here is how to register:



1. Visit this link: <https://console.pearson.com/enrollment/mybbxl>

2. Sign in with your Pearson Account. You can either: sign in with an existing Pearson username and password OR create a new Pearson account if this is your first Pearson digital product.
3. Choose your course under 'My Courses' and choose an access option: redeem an access code that you got from your school's bookstore or purchase access online. There is a free trial if you are waiting for financial aid!

What you should know:

- Bookmark <https://console.pearson.com> to easily access your materials.
- Pearson recommends using the latest version of Chrome, Firefox, or Safari with this digital product.

2) Canvas: Everything you need to know about this course can be found on Canvas at <https://learn.nmsu.edu>. This includes the syllabus, grades, readings, and all other course material. I will also post announcements occasionally. Content on the Canvas site will be updated constantly as we progress through the course. It is your responsibility to check Canvas on a regular basis! That means once per day (preferably in the morning, especially on days when you have class).

3) Study Resources: I very strongly encourage you to make friends in this course (especially with your group members). Other students can often be helpful study partners, and can provide you with notes in case you need to miss class. I will NOT repeat lectures for you if you are absent, so you must acquire notes from another student if you are to miss class. If you encounter any difficulties keeping up with the course content, come to meet with me sooner (rather than later). I'm happy to help out, but be prepared to meet with me, and leave adequate time before the next exam, end of semester, etc.

4) Pre-requisites: For this course, you need to have taken PSY 201G; one of STAT 251G, STAT 271G, or AST 311; and PSY 310. If you have not taken these courses (and passed them successfully) then you will be at a disadvantage in my class.

COURSE GOALS/OBJECTIVES:

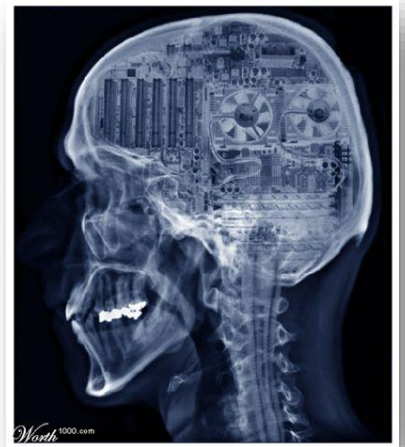
This course is intended to provide you with an introduction to cognitive psychology, a branch of psychology that is primarily concerned with human information processing. Over the course of the semester, I hope to provide you with an appreciation for the complex mental feats which you accomplish every day, and which you likely take entirely for granted. Together, we will examine the theory (and data!) behind a variety of cognitive phenomena, including (but not limited to) attention, memory, perception, categorization, language, and thought. For some topics, we will delve deeper than others. We will examine both classic

and more recent experiments; however, very little time will be spent reviewing research methods. PSY 310 (Experimental Methods) is a pre-requisite for this course, so I assume at the outset that you possess a basic level of knowledge about experimental methodology and statistics.

My overall goal in this course is to spark your interest in the complexities of the human mind, and to provide you with the tools and training necessary to delve into cognitive psychology for yourself. By the end of this course, I hope (through in-class demonstrations, readings, and simple writing assignments) to provide you with a deeper understanding of cognitive science than you would ordinarily gain from textbooks or lectures alone. Maybe I'll even make a cognitive psychologist out of one or two of you! I'm always genuinely excited to teach this course, and I hope you're excited to take it.

COURSE FORMAT:

This course will largely be composed of traditional lectures, but I will also include many hands-on demonstrations, and some writing assignments. I want you to get an idea of what it is like to participate in the various experiments I will be discussing. So that means you will often participate in mock experiments during class, for demonstrative purposes. Please make sure to participate! As it will become extremely clear, our intuitions about cognitive life are almost invariably wrong, so participating in the demonstrations will allow you to be immersed in the research experience, and see for yourself that the mind often performs its tasks in unexpected and interesting ways.



That being said, a lot of what I discuss in lecture will be experimental research. Theories are important, but they are meaningless without supporting evidence. We will discuss data nearly every day in class. So get used to hearing me talk about how an experiment was conducted, and start trying to predict the results for yourself. This can be a lot of fun, even when you're wrong about how you think an experiment will turn out.

A quick note about dates and people... throughout this course, as we discuss the various topics, I will tend to do so in chronological fashion. That is, we'll start with early ideas about (for example) attention or memory. And we'll move through how the ideas changed throughout the years, as new experiments/data were conducted/collected. As such, you will learn a lot of new names, and see a lot of dates. These things are really just references for you, and are a way of giving credit to the researchers and theoreticians that developed

these ideas. I will NOT be testing you on the names or dates of experiments. If a question arises to that effect, it will be on the Revel quizzes (more on this below), which are open-book (and these will occur rarely, if at all). On the exams, you may see names and dates to jog your memory for the experiment/idea to which I am referring. But on an exam, I will NEVER ask you to recall someone's name or the date of an experiment for credit. That's silly. I want you to learn about cognitive psychology. I couldn't care less if you are able to regurgitate names/dates. I want you to be able to recognize the ideas, predict and understand the findings, and comprehend the implications for what they mean about how our minds work.

SOME NOTES ON THE LECTURES & READINGS:

I will NOT post my lecture slides online prior to class. I will, however, post the slides after each lecture. This is done for two reasons. First, this will be a very active course. I will often ask you to make predictions about the outcome of an experiment, or may present something funny or unexpected in my slides. If you have a copy of my slides beforehand, you will be tempted to skip ahead and spoil all of my fun. Second, I want you to pay attention. Having the slides in front of you may detract from actually taking in the material. As such, the best strategy is to simply relax and absorb the material as we discuss it. Take some notes here and there, but don't worry about copying down each bullet point verbatim or drawing figures of the data. I'll make them available to you after each class. Simply take down notes anywhere you think that the slides themselves would be inadequate to refresh your memory.

Bear in mind one very important fact: This class is a blend of traditional and "flipped classroom" styles. There is far too much information in the text to get to in the lectures, even if I abandoned the writing assignments altogether. That being said, the lectures are a bare-bones version of what you will be reading concurrently in the textbook. I will try to hit the major points in my lectures, discuss key concepts, and so on (while also allowing for some discussion!). However, coming to lectures alone cannot replace the readings. It is crucial that you attend fully to both. This means that coming to class is critically important. It is NOT sufficient to simply look over my slides after the fact, or only do the readings. You need to be around to hear me discuss the topics. And you need to be doing the readings concurrently. I cannot stress this enough.

Importantly, as already stated above, if you miss a class, you must get the notes from another student; I will not repeat lectures individually! Never. Not for any reason. Don't even ask. I won't give study guides either. Never. Not for any reason. Don't even ask. You will have all my slides, so a study guide would be superfluous. The exams will be

entirely based on what I cover in lecture and what is covered in the readings. They go hand-in-hand.

You can, if you choose, use a tablet or laptop computer to take notes during class. This will save trees (and who doesn't love trees, amIright?), but don't abuse this privilege. It's obvious when people are screwing around on their computers. I can hear you typing more furiously than you would to take notes, I can see Facebook reflected on your glasses, and it's entirely evident when someone is paying more attention to their screen than they are to me. Don't do that. I will call you out on it, I assure you. If you can't pull yourself away from social media for an hour, I encourage you to stay home and do it in bed, in your PJs. That'd be way more fun for both of us.

One final note: reproducing my slides on any note-hosting website constitutes (a) copyright infringement and (b) a violation of the student code of conduct. If I find out my slides are reproduced, shared, or copied, I will take full legal action on the student in question. Please don't make me do this!

GRADING (AND RELATED) POLICIES:

Everyone should get an A or B (or at least a C) in this course, hopefully. I'd be happy if everyone got an A. Truly. That'd be super cool. If you come to class regularly, participate, pay attention, work hard on your writing assignments, and study a little, there is no reason you should not get a decent grade. I have no interest in failing students, or intentionally making this class difficult. I'd rather it be fun, and that you... you know, learn something.

Exams: Your grade in this course will be based in part on four exams, worth a total of 50% of your overall grade. Some exams are lengthier than others, so your overall exam grade will be simply the percentage of questions you got right across all four exams. The material will be based on the required readings in Revel, and what is covered in lecture (which, as already mentioned, are complementary). The form of the questions will follow the Revel quizzes (more on this below), so it should simply be a natural extension of what you are learning outside of class. The only difference will be that the quizzes are open book, and these exams are not. Exams will be multiple-choice format, and I will provide you with bubble-sheets. Exams will not be cumulative, with the exception of the optional final (more on this below).

If for any reason you cannot attend class the day of an exam, you must contact me at least 24 hours before class to schedule a make-up exam. I will not require any form of documentation, but please note that the make-up may be significantly more difficult than the

standard exam and must be taken within 1 week of the original exam date. Failure to inform me 24 hours in advance or failure to take the exam within 1 week of the scheduled date will result in a grade of zero. This is non-negotiable. I don't negotiate with terrorists. Or students. Or my toddler (though sometimes, admittedly, I bribe him).

If the situation arises wherein you receive a zero on an exam, you are not entirely out of luck. There will not be an official final in this course, but I will allow students to take an optional cumulative final exam (similar to the other exams, but longer) during the official scheduled time (see calendar, below). If you decide to take this exam, you do so at your own personal risk or reward. This exam may be used to replace a zero, or to replace your lowest exam score (reward!). However, if you score lower on the final than your lowest exam score, the grade you receive on the final will replace it (risk!). This may be harsh, but it is designed to encourage you to make it to every exam, and to do well on the first four (and save yourself the hassle of a cumulative final!).

Curves: For each exam, I will curve each student's score in the following way. I will take the mean (average) of the top 5% (treating that value as the perfect-score mark), and adjust all other scores accordingly. For instance, if there were 100 students, I would calculate the average for the 5 students who scored the best. Say that average came out to be 95%. I would then bump every student's score up by 5% ($95\% + 5\% = 100\%$). That way, if an exam is particularly difficult for the entire class, grades will be adjusted accordingly. It also means that the top 2.5% may receive a score over 100% on any particular exam. This is a generous policy, but in practice, it often does little to change people's scores. The reason for this is that there are often several students who score 100% on my exams. The closer that top 5% gets to a perfect score, the smaller the curve. So don't rely on the curve to bump up your grade! The main purpose of this curve is to ensure that if I mistakenly make an exam too difficult, the students are not punished for it.

Revel quizzes: Throughout the semester, you will be responsible for reading the material from the book, and for answering a series of multiple-choice questions at the end of each chapter. The online Revel systems merges these two things together, so all of it can be done online. When you register for the system, you'll see your assignments and their respective due dates (which are also on the course schedule, below). The quizzes at the end of each chapter are NOT lengthy or cumbersome. They are simply designed to make sure you are making progress with the material in the course. You are expected to work on these questions alone! However, one day per section will be dedicated to giving you time to work on these in class, if you wish. You can bring your laptop to class that day, and plan to work through the questions with me as a resource. I will NOT give you the answers to the questions, of course, but I will be here to work with you and help you understand the material so as to best answer the multiple-choice quizzes. If you do not have a laptop,

simply make notes about areas of difficulty prior to the “Revel days” in class, so I can help you face to face (alternatively, you can come to my office and use my computer). I do not want to penalize anyone for not having a laptop, so take advantage of these alternatives if the need arises! Overall, the Revel quizzes are worth 30% of your grade. Each quiz has 15 questions, and each question is worth 5 points if you get it correct on the first try, 4 points on the second try, and so on. Therefore, you can score a maximum of 75 points per quiz. There are a total of 825 points on these quizzes (75 per quiz X 11 quizzes), and your points will be converted to a percentage which is worth 30% of your overall grade.

Writing assignments: In total, you will write 4 short reflections (independently!) throughout the course, each worth 3.75% of your overall grade. They are sprinkled throughout the semester. Each reflection will begin with the class watching a psychology/science related video in class, as a group. These will not necessarily be related to the material in the current section, but will certainly be related to psychology and cognition more broadly. These will not be available to you prior to class, so you must come to class that day to get a jumpstart. After class, I will post the video to Canvas, so you can watch it again.

Each video will be roughly 20 minutes in length. We will watch it as a group, and then I will open up the rest of the class for discussion. We will discuss the video as a group, and then you will have one full week to write a reflection on it. Before we watch, I will post several reflection questions that will be designed to stimulate your writing (and which we will discuss as a group after class). They do not all have to be answered in your writing, they are merely designed to stimulate and guide you.

Each reflection will be due (via Canvas) one week following its assignment (see course schedule below). Please turn them in in Word (or PDF) format, and name them with the following convention: “*Your last name – Writing assignment #X*”. These writing assignments are designed to be concise, to the point, and carefully written. I do not want you to write me a novel; I want short, targeted writing in the range of 500-1000 words. And these better not be sloppy (e.g., riddled with typos), because I will pull off credit for sloppy work.

How should these be written?... NOT like a grade-school book review, or something you’d find in textbook somewhere. I care less about your ability to summarize the material than I do about your ability to think critically about it. Think about the reflection questions I have posed to you, but do not bother summarizing the video! Write this as if you were writing to a lay audience; people who are interested in science and psychology, but are not necessarily trained in it. Don’t be uptight and boring like you’re writing a journal article. Instead, model your writing after articles one might read in *Scientific American* (or *Scientific American*

MIND) magazine, or on a science blog. Be more exciting and don't be afraid to be flowery. Feel free to raise additional questions you might want a reader to ponder, and to make judgments (e.g., ethical, moral, etc.) about the material or the issue in question.

How will these be graded?... very simply! We are not grading on how well can you summarize the video; in fact, points will be taken off for wasting words on a summary. Everyone watches the videos, so we know what happens therein. Instead, we are grading on your ability to think critically about the material, and put your thoughts in writing. Importantly, I do NOT have to agree with you for you to get a good grade! So feel free to disagree with the class discussion, or what you think my thoughts about the material might be. I will use the simple rubric below to grade all writing assignments. The rubric focuses on three core areas (content, organization, and style), and you will receive a score out of three on each (so each assignment will be graded out of nine points).

	Unsatisfactory (Does not meet Expectations) 1 pt	Satisfactory (Meets Basic Expectations) 2 pts	Exemplary (Exceeds Expectations) 3 pts
CONTENT & ENGAGEMENT	<ul style="list-style-type: none"> ▪ Information is presented flatly and in a boring manner, leaving the reader disinterested with the topic. 	<ul style="list-style-type: none"> ▪ Information is presented in a mildly interesting fashion, but does not encourage the reader to seek out more information on the topic. 	<ul style="list-style-type: none"> ▪ Information presented in a way that grabs the attention of the reader, and encourages them to think about the material in more depth.
ORGANIZATION	<ul style="list-style-type: none"> ▪ Paper lacks clear progression. ▪ Information presented is not organized in a coherent fashion so that the reader could readily make sense of it. ▪ Length is much too long/short. 	<ul style="list-style-type: none"> ▪ Basic progression is clear but in places information is out of place. ▪ Reader can follow the development of the information most of the time. ▪ Length is somewhat too long/short. 	<ul style="list-style-type: none"> ▪ Clear progression in information presented. ▪ Reader can readily follow the presentation of the whole paper. ▪ Length is within appropriate bounds.

STYLE	<ul style="list-style-type: none"> ▪ Voice, word choice, and sentence and paragraph construction are poor; difficult to understand. ▪ Grammar, mechanics, and usage are frequently a problem. 	<ul style="list-style-type: none"> ▪ Voice, word choice, and sentence and paragraph construction are rudimentary, but understandable. ▪ Some grammatical and mechanical mistakes. ▪ Writing does not always match the conventions of the genre. 	<ul style="list-style-type: none"> ▪ Voice, word choice, and sentence and paragraph construction are suitable for the readers' expectations and conventions of the genre. ▪ Grammar, mechanics, and usage match the conventions of the genre.
--------------	---	--	---

Attendance: Your attendance is required, unless otherwise excused (in advance!) with a serious medical condition, or some other approved reason for missing (e.g., death in the family). There are 36 days in which attendance is required (i.e., all days save holidays and the AMA day, and not including exam days which are, of course, mandatory). Therefore, you will start off with 36 points. Think of these as free points that you get just for coming to class and participating. You will lose 1 point for every unexcused absence, and you will lose ½ point for every day you show up more than 5 minutes late, or leave more than 5 minutes early (unless otherwise excused). Please take this seriously. Your attendance is necessary to get the most out of this course. And showing up late (or leaving early) is disruptive to everyone. I'm happy to make exceptions when absolutely necessary, but be sure to communicate with me about your needs well in advance, and ask for excused sparingly. At the end of the semester, your points (out of 36) will be converted to a percentage that is weighted to be worth 5% of your overall grade. Think of this as a free 5% just for coming to class regularly and on time!

In-class “work days.” As noted above, there will be days each section that allow you to work in class on your Revel quizzes. Take advantage of these times set aside! I will always be in class on these days to help you. Note that if you finish the quizzes before the designated “Revel day” in class, you still must attend class if you wish to get attendance credit. So, come prepared to work on the next section, study for the exam, or in some other way fill the time.

OTHER IMPORTANT POLICIES:

Cell phones: During class, please turn your phones off, or put them on silent. Do not check your phone during class. You're in class. You're an adult. You pay for this course. So please behave accordingly.

A comment on scholarships, graduation and the like: Very often, students come to me and tell me that if they do not receive a certain grade in my course, they are going to

lose their scholarship, or they won't graduate, or they will become ineligible for something or other. Let me be clear: I can relate. I've been there too. I understand how hard it is to succeed in education, to pay for school, etc. I in no way wish for anything bad to happen to anyone as a result of failing my course. But it is your responsibility to get a good grade in my course; it is not my responsibility to give you a good grade. You must earn it. Do NOT ever tell me about these types of concerns. Please. It puts an unfair pressure on me as an instructor, whether it is done intentionally or not. I will never assign a student a grade that s/he did not earn, so please do not come to me saying "I need a grade bump or I will lose my scholarship." It would be completely unfair to the rest of the class to grant anyone a grade they did not earn. Besides, many of your fellow classmates also have scholarships, graduation concerns, etc. Please keep that in mind.

You may see this policy as cold. I see it as being fair to everyone in the course. If you are worried about something like this and need to drop the course, come to see me early, and we can discuss options for withdrawal, figure out if it is possible for you to pass the course (given your current scores), etc. In this regard, my door is always open. Just do not pressure me to give you a better grade. I don't cave in to such pressure, it just puts me in a bad mood.

Late policy: You will lose 10% of your grade for every day that an item is late. For instance, if you are late to finish your Revel quizzes, they will be worth 10% less than they would have otherwise (and you'll need to let me know if that happens, as Revel will lock you out and prevent late submissions). If you fail to turn in your writing assignments on time, you will lose 10%. Stay on top of deadlines, please! I don't like removing points unnecessarily.

Grade calculation: Attendance is worth 5% of your grade, exams are worth 50% of your grade, writing assignments are worth 15% of your grade, and Revel quizzes are worth 30% of your grade.

Final letter grades are assigned as follows:

Percentage	Letter Grade
> 97.6%	A+
92.6 – 97.5%	A
89.6 – 92.5%	A-
87.6 – 89.5%	B+
82.6 – 87.5%	B
79.6 – 82.5%	B-
77.6 – 79.5%	C+
69.6 – 77.5%	C

59.5 – 69.5%	D
< 59.5%	F

Incomplete Grade: The current catalog statement is “Instructors may assign *I* grades only if the student is unable to complete the course due to circumstances beyond the student’s control that develop after the last day to withdraw from the course. Examples of appropriate circumstances include documented illness, documented death or crisis in the student’s immediate family, and similar circumstances. Job related circumstances are generally not appropriate grounds for assigning an *I* grade. In no case is an *I* grade to be used to avoid the assigning of *D*, *F*, *U*, or *RR* grades for marginal or failing work.”

Complete information regarding the use of an “I” Incomplete grade can be found in the courses catalog (the link below is to the 2014-15 catalog as the 2015-16 catalog is not yet online): <http://nmsu.smartcatalogiq.com/en/2014-2015/Undergraduate-Catalog/General-Information/Regulations/Incomplete-Grade>

Academic Misconduct: The Student Code of Conduct defines academic misconduct, non-academic misconduct and the consequences or penalties for each. The Student Code of Conduct is available in the NMSU Student Handbook online:
<http://studenthandbook.nmsu.edu/>

Academic misconduct is explained here:
<http://studenthandbook.nmsu.edu/student-code-of-conduct/academic-misconduct/>

Discrimination and Disability Accommodation:

Section 504 of the Rehabilitation Act of 1973 and the Americans with Disabilities Act Amendments Act (ADAAA) covers issues relating to disability and accommodations. If a student has questions or needs an accommodation in the classroom (all medical information is treated confidentially), contact:

Trudy Luken, Director
Student Accessibility Services (SAS)
Corbett Center Student Union, Rm. 208
Phone: (575) 646-6840
E-mail: sas@nmsu.edu
Website: <http://sas.nmsu.edu/>

NMSU policy prohibits discrimination on the basis of age, ancestry, color, disability, gender identity, genetic information, national origin, race, religion, retaliation, serious medical condition, sex, sexual orientation, spousal affiliation and protected veterans status. Furthermore, Title IX prohibits sex discrimination to include sexual misconduct: sexual violence (sexual assault, rape), sexual harassment and retaliation.

For more information on discrimination issues, Title IX, Campus SaVE Act, NMSU Policy Chapter 3.25, NMSU's complaint process, or to file a complaint contact:

Lauri Millot
Title IX Coordinator

Agustin Diaz
Title IX Deputy Coordinator
Office of Institutional Equity (OIE)
O'Loughlin House, 1130 University Avenue
Phone: (575) 646-3635
E-mail: equity@nmsu.edu
Website: <http://eeo.nmsu.edu/>

Other NMSU Resources:

NMSU Police Department:	(575) 646-3311 www.nmsupolice.com
NMSU Police Victim Services:	(575) 646-3424
NMSU Counseling Center:	(575) 646-2731
NMSU Dean of Students:	(575) 646-1722
For Any On-campus Emergencies:	911

CHEATING/PLAGIARISM POLICY:

Plagiarism is using another person's work without acknowledgment, making it appear to be one's own. Intentional and unintentional instances of plagiarism are considered instances of academic misconduct and are subject to disciplinary action such as failure on the assignment, failure of the course or dismissal from the university. The NMSU Library has more information and help on how to avoid plagiarism at <http://lib.nmsu.edu/plagiarism/>

HONORS BY CONTRACT:

Students who wish to have this course count as an Honors course may do so by first discussing this option with me. If I approve of your request, you can then complete the

Course by Contract form: <https://honors.nmsu.edu/for-students/honors-courses-by-contract/>. I will assign you additional work that will permit you to gain Honors credits for this course in your major. These credits will count as upper division credits towards the accumulation of 18 credits needed to graduate with University Honors. For additional information on pursuing the Honors recognition at graduation, contact the Honors College at 575-646-2005 or email Dean Chaiken at mchaiken@nmsu.edu. Completed Contract forms must be submitted in person to the Honors College no later than 1 week after the beginning of each semester.

EMAIL / CONTACT POLICY:

My typical response time to emails is between 24 and 72 hours. If you don't get a reply, please double check that you have the correct address (mhout@nmsu.edu) and try emailing me again (or stop me in class). I prefer that you send emails to my personal email rather than message me through Canvas. It's easier for me to respond through direct email, and therefore you are more likely to get a speedy response from me there.

DISCLAIMER:

This syllabus is subject to change without notice!

CLASS SCHEDULE:

Date	Activity	Chapters	Deadlines
Wednesday, January 18, 2017	Syllabus Day		
Friday, January 20, 2017	Writing assignment #1		
Monday, January 23, 2017	Lecture	Ch1	
Wednesday, January 25, 2017	Lecture		
Friday, January 27, 2017	Lecture		Writing #1 Due @ Midnight
Monday, January 30, 2017	Lecture	Ch2	
Wednesday, February 1, 2017	Lecture		
Friday, February 3, 2017	Free day!		
Monday, February 6, 2017	Lecture	Ch3	
Wednesday, February 8, 2017	Lecture		
Friday, February 10, 2017	Lecture		
Monday, February 13, 2017	Revel Day		Revel Ch1-3 Due @ Midnight
Wednesday, February 15, 2017	Exam 1	Ch1-3	
Friday, February 17, 2017	Writing assignment #2		
Monday, February 20, 2017	Lecture	Ch4	
Wednesday, February 22, 2017	Lecture		
Friday, February 24, 2017	Writing assignment #3		Writing #2 Due @ Midnight
Monday, February 27, 2017	Lecture	Ch5	
Wednesday, March 1, 2017	Lecture		
Friday, March 3, 2017	Lecture		Writing #3 Due @ Midnight
Monday, March 6, 2017	Lecture		
Wednesday, March 8, 2017	Lecture	Ch6	

Friday, March 10, 2017	Lecture		
Monday, March 13, 2017	Lecture		
Wednesday, March 15, 2017	Revel Day		Revel Ch4-6 Due @ Midnight
Friday, March 17, 2017	Exam 2	Ch4-6	
Monday, March 20, 2017	Spring Break		
Wednesday, March 22, 2017	Spring Break		
Friday, March 24, 2017	Spring Break		
Monday, March 27, 2017	Lecture	Ch7	
Wednesday, March 29, 2017	Lecture		
Friday, March 31, 2017	Writing assignment #4		
Monday, April 3, 2017	Lecture	Ch8	
Wednesday, April 5, 2017	Lecture		
Friday, April 7, 2017	Lecture		Writing #4 Due @ Midnight
Monday, April 10, 2017	Lecture	Ch9	
Wednesday, April 12, 2017	Revel Day		Revel Ch7-9 Due @ Midnight
Friday, April 14, 2017	Spring Holiday		
Monday, April 17, 2017	Exam 3		
Wednesday, April 19, 2017	Lecture	Ch11	
Friday, April 21, 2017	Lecture		
Monday, April 24, 2017	Ask Me Anything Day		
Wednesday, April 26, 2017	Lecture	Ch12	
Friday, April 28, 2017	Lecture		
Monday, May 1, 2017	Lecture		
Wednesday, May 3, 2017	Revel Day		Revel Ch11-12 Due @ Midnight
Friday, May 5, 2017	Exam 4	Ch11-12	
Wednesday, May 10, 2017	Final (Optional) Exam: 1-3pm	Ch1-9; 11,12	

Color code: yellow = writing assignments; white = lectures; red = no class days; purple = Revel (or AMA) days; green = exams

*** Please note: This schedule is subject to change, according to class demands! ***